





Tryck på Esc för att stänga helskärmen















NAJAD
YACHTS of SWEDEN



NAJAD 440 AC





NAJAD 440 AC

Sharing the same hull and underwater appendages as her Centre Cockpit sister, the Najad 440 Aft-Cockpit is a very attractive looking yacht and is generally regarded as the more 'sporty' version of the two. For an enthusiastic crew the most visually striking aspect is likely to be the large 'Mediterranean-style' cockpit with twin helm stations. With this much space available, the cockpit is also a very sociable place to entertain family and friends when either under way, or when lying to anchor in a quiet bay.

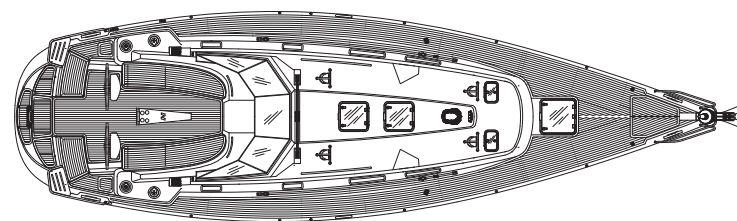
TECHNICAL INFORMATION

L.O.A	13.5 M
L.W.L	12.1 M
BEAM	4.03 M
DRAUGHT (optional shallow draught)	2.1 M (1.9 M)
DISPLACEMENT	14 T
BALLAST	4.8 T
MAST HEIGHT ABOVE WATER LINE	20.5 M
ENGINE	VOLVO PENTA D2-75S (53 KW) 72 HP
WATER CAPACITY + HOT WATER BOILER	550 L + 40 L
FUEL CAPACITY	425 L
HOLDING TANK CAPACITY	2 X 60 L

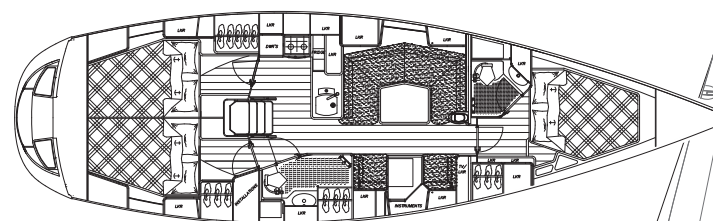
SAIL AREAS

CRUISING	97 M ²
FURLING MAIN	51 M ²
WORKING JIB	44 M ²
DESIGN AND CONSTRUCTION	jude/vrolijk & co and Najad


To view more pictures or download the brochure, technical specification and accessories, visit www.najad.se



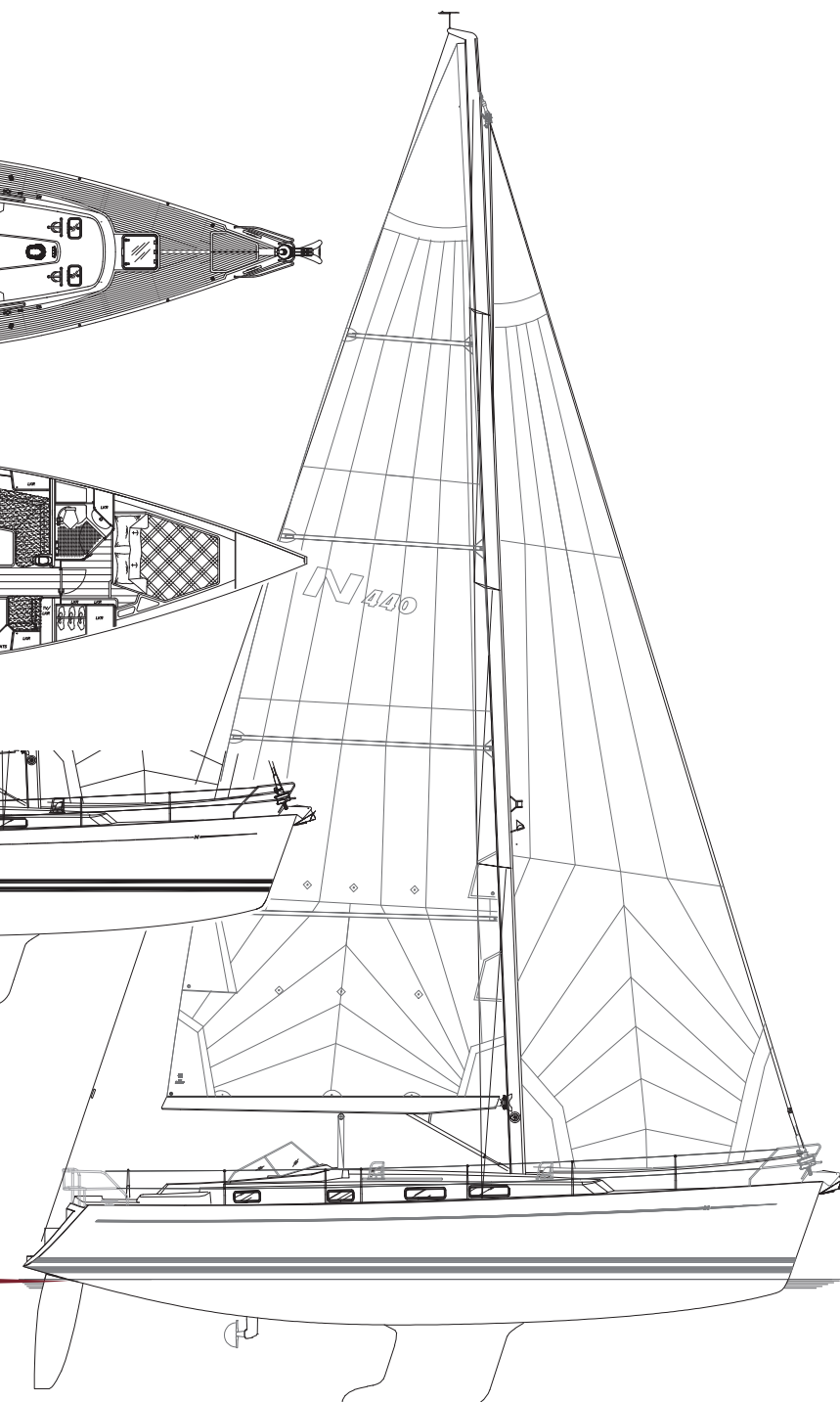
DECK LAYOUT



INTERIOR LAYOUT



SIDEVIEW



Najad 440 CC

13.50 M

The contemporary hull shape offers fine performance matched with unrivalled comfort and space. The epitome of a Najad.



Specification

LENGTH OVERALL:	13.50 M
LENGTH WATERLINE:	12.10 M
BEAM:	4.03 M
DRAUGHT:	2.10 M
ALTERNATIVE DRAUGHT:	1.90/2.40 M
DISPLACEMENT:	14.0 T
BOLTED KEEL:	4.8 T
SAIL AREA:	97 M ²
AIR DRAUGHT:	20.50 M
HEADROOM IN SALOON:	2.03 M
ENGINE TYPE:	VOLVO PENTA D2-75S
ENGINE POWER:	55 KW, 75 HP
WATER CAPACITY:	~ 550 L
HOT WATER HEATER:	~ 40 L
FUEL CAPACITY:	~ 425 L
HOLDING CAPACITY (2):	~ 140 L



Najad 440

Najad 440 is a fast cruiser for sailors with high standard and high conditions in comfort both at sea and in harbor.


The hull is slim, and this makes her fast even in low wind conditions. At the same time, this is a boat for everyone, from a small crew to a big family.


Najad 440 är en snabbkryssare för seglare med hög standard och höga komfortförhållanden både till havs och i hamn.

Skrovet är smärt och gör henne snabb även när vinden är svag. Samtidigt är detta en båt för alla, från en liten besättning till en stor familj.

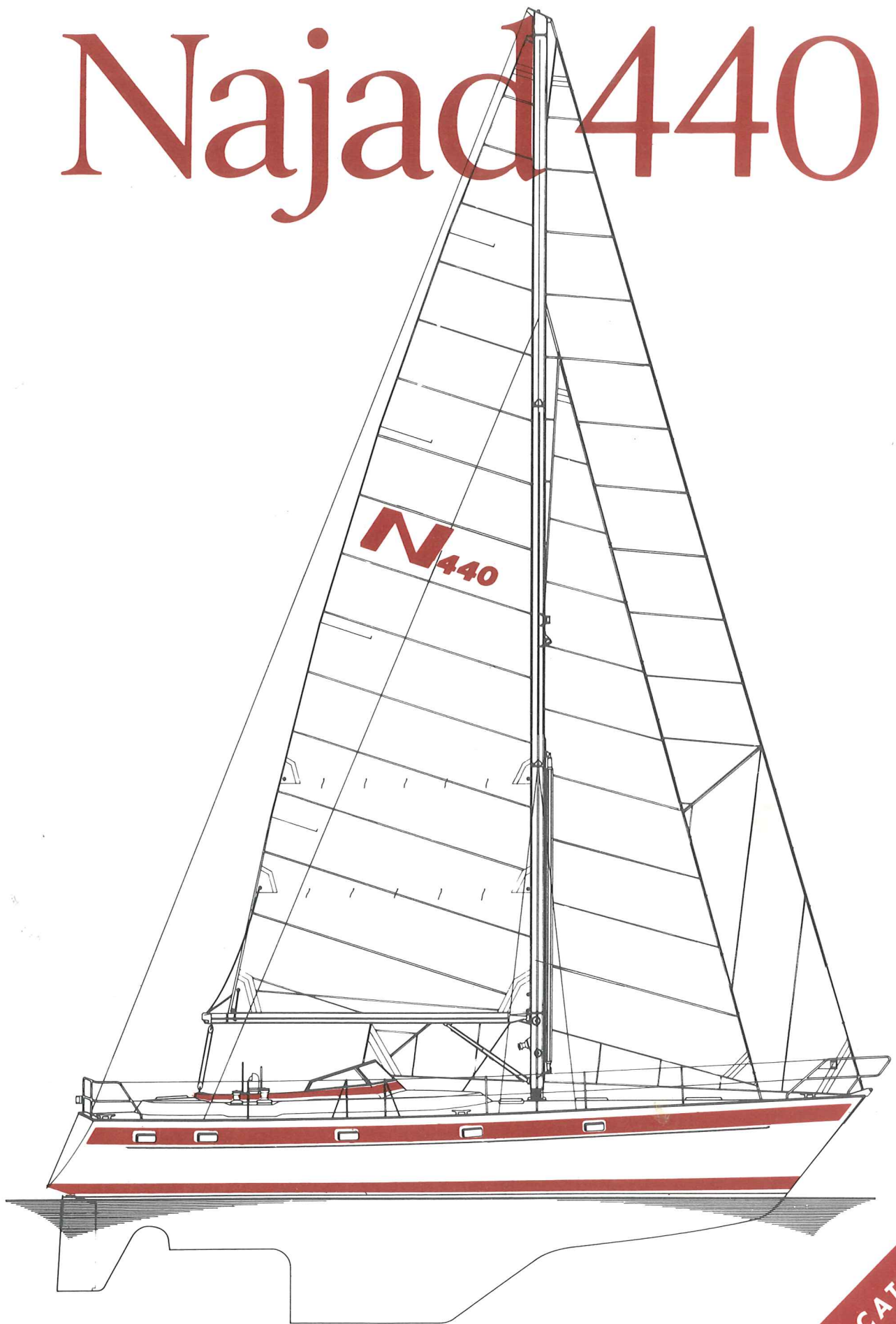
Die Najad 440 ist ein schnellgehender Cruiser für anspruchsvolle Segler die Wert auf hohen Komfort an Bord legen, sei es unterwegs auf See oder gemütlich im Hafen.

Der schmale Rumpf macht die Najad 440 auch bei leichten Winden schnell, und ist hervorragend geeignet sowohl für kleine Crews als auch für größere Familien.





Najad 440



SPECIFICATIONS

Najad 440

Dimensions and data

Length, Over All	13.30 m (43' 8")
Length, Water Line	11.50 m (37' 5")
Beam	3.99 m (13')
Draft	2.20 m (7' 2")
Displacement	14.50 tons
Keel weight	6.00 tons
Sail area, cruising	92 m ² (990 ft ²)
Mainsail	43 m ² (463 ft ²)
Genoa 1	70 m ² (753 ft ²)
Genoa 2	60 m ² (645 ft ²)
Working jib	49 m ² (527 ft ²)
Hard wind jib	28 m ² (300 ft ²)
Storm jib	15 m ² (162 ft ²)
Spinnaker	145 m ² (1560 ft ²)
Cruising spinnaker	100 m ² (1076 ft ²)
Mast height above waterline	19.50 m
Engine, Volvo Penta TMD 30	90 HP

General

This specification is valid at the time of printing. Details in the construction, manufacture and equipment may be changed as a result of experiences from production and use of the boats. The standard of quality and equipment will, however, be at least as specified herein. The owner will have access to the boat during the whole building period as far as possible without disturbing the production.

Built according to Lloyd's specifications

The hull and deck are designed and built according to Lloyd's specifications for "Certificate of Hull Construction". Each boat is checked by a Lloyd's inspector as to hull, deck, superstructure, main bulkhead, engine beds, chain plate attachments, stem fittings, portlights, deck hatches, drainage, bilge pump, through-hull and rudder fittings. A Lloyd's Certificate is supplied with each boat.



Insurance

The yard's own insurance will cover the boat and other equipment supplied by the builder during the building time until delivery. Owner's supplied items to be insured by owner.

Warranty

The boat and its equipment have one (1) year (12 months) warranty for any production and material faults.

Hull

The hull is of glass reinforced plastic (G.R.P.) in a sandwich laminate design with a balsa core to give strength and insulation. The colour is white with carmine red trim and waterline. The rubbing strake is built-in and is fitted with brass capping. Below the waterline the hull is treated with

primer and black anti-fouling paint.

The keel is of lead and completely encapsulated by G.R.P.

The rudder is of glassfibre-reinforced plastic with core of 55 mm stainless steel stock.

Strong rudder fittings of cast bronze.

Deck and superstructure

Made of sandwich construction with devynil-cell as spacing material for strength and heat insulation.

Colour: ivory.

The hull and deck are joined together by overlapping G.R.P. laminates.

Raised deckedge consisting of bonded hull and deck laminates topped by a strong capping of Burma teak.

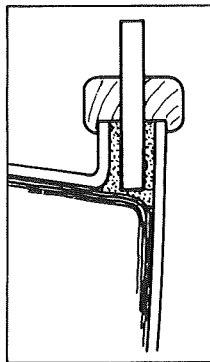
Reinforcements are provided under the genoa winches, sheet tracks and all other stress areas.

12 mm thick Burma seamed teak on deck and superstructure, laid in silicon and fastened with stainless steel screws to the G.R.P. deck.

Forward self-draining anchorlocker for chain, gas bottle, fenders, etc.

Aft self-draining anchor-locker for stern anchor, chain, ropes.

The deck is drained by 25 mm drains with the outlets at the waterline.



Deck fittings

2 Lewmar 55 snubbing winches.

4 lockable winch handles.

4 40 cm mooring cleats.

2 30 cm spring bollards, midships.

Stemhead fitting with anchor roller and locking device for Bruce anchor.

Stainless steel pulpit and pushpit. The pulpit has a teak footboard.

Rubbing strake with brass capping.

Double quard rails with 6 pairs of stanchions fixed in dowels sealed into the gunwhale moulding.

1000 W windlass with engine under the deck.

4 Dorado and 4 Telfa ventilators.

2 Lewmar 40 mainsheet winches.

Genoa tracks, 4 m long, with 4 Lewmar sliders.

1 60×60 cm deckhatch.

4 50×50 cm deckhatches.

1 42×35 cm deckhatch.

1 35×20 cm deckhatch.

Mast and rig

Seldén mast in silver anodised aluminium profile 274×185 mm with a height of 17.75 m above deck. Through mast stepped on a housing on the keel.

The mast is fitted with two pairs of spreaders, deck lights and navigation lights, and is prepared for spinnaker fittings.

2 Lewmar 43 halyard winches.

Lewmar 16 winches for reefing.

Standard rigging in 19 ply stainless steel wire. Top shrouds, forestay and backstay in 12 mm wire, bottom shrouds in 10 mm wire, mizzen

shrouds and runner in 8 mm wire. Internal halyards in 7 mm 133 ply stainless steel wire with terylene falls.

Lewmar 3/4" bronze bottle screws.

Removable cutter stay and stretchers.

Seldén rod kick.

Stainless steel chain plate bolted to fore-and-aft bulkheads bonded in the hull sides.

Sails

Mainsail and Working jib in first quality cloth, 400 g/m².

Mast leech with sliders.

Boom leech for channe

The sails are delivered complete with sail number, battens and three reefs in mainsail. Tarpaulin.

Engine

Volvo Penta TMD 30, 4 cylinder direct injection 4-stroke marine diesel engine with turbo-charger and fresh water cooling.

Power output at propeller 66 kW at 50 rps (90HP at 3800 rpm).

Mechanical reverse gear MS3 with single lever control, reduction ratio 1.91:1.

Instrument panel with rev counter, voltmeter and temperature and oil pressure gauges.

Visual and acoustic alarms.

Triple bladed fixed bronze propeller, pitch 13", diameter 17", left hand rotation.

Propeller shaft of 35 mm stainless steel.

The engine has 4 rubber mounts for vibration-free running.

Cutless water lubricated shaft bearing.

Exhaust line with water-lock and effective rubber silencer.

Engine easily accessible for service from side through twin doors.

Room for heater, etc in the engine space.

Stainless steel fuel tank, 350 litres (77 Imp.

gals) under the port berth, with drainage cock for draining off any condensation.

All through-hull fixtures are equipped with cut-off valves.

All hose clips are made of stainless steel.

Electrical system

24 V 50 A power with alternator, 270 Ah battery.

Electrical panel with automatic fuses.

12 V 50 A alternator, 90 Ah battery.

Electrical cables with ample cable area.

The cables are run in conduits to a large extent.

Supply panel at navigation table with fuses and switches.

Two main switches.

12 V sockets.

Steering

Steering pedestal in fibreglass reinforced polyester plastic with stainless steel wheel clad in elkhide, compass and single lever engine control.

Stainless steel chain and wire transmission to large quadrant.

Wheelshaft with adjustable friction brake.

Emergency tiller steering.

Cockpit

Spacious cockpit with large navigation table in varnished teak under fixed windscreen.

Seats finished in seamed untreated Burma teak.
 Floor grating.
 Helmsman's seat with laid-in sail mark behind the wheel.
 A spacious storage locker under the starboard seat which is divided both vertically and longitudinally. In lower space there is room for e.g. a hot water heater, holding tank and pressure pump for the water system.
 Two self-draining cubby-holes in the coaming for winch handles, binoculars, etc.
 Membrane type bilge pump.
 Space for instrumentation below the wind-screen.
 Toughened glass windscreen with aluminium frame.
 Sprayhood from the upper edge of the wind-screen that provides two completely protected places forward in the cockpit.
 Separate and very easily raised table which hangs on the steering pedestal.
 Permanent storage space in the bench locker for table and companionway covers.
 2x50 mm drains.

Interior

High standard handicraft interior in selected and unstained mahogany, hand polished and varnished with a satin finish.
 Hull linings over berths finished with mahogany slats.
 Flooring in thick glossy varnished teak plywood. Removable covers for the bilge, sea-water cocks, etc.
 Head-lining of white vinyl covered plastic foam with mahogany strips.
 Curtains for all ports in the hull and superstructure.
 All cushions of 100 mm polyether which provide good support.
 All cushions in high class furnishing fabric in optional standard colours.
 Door frames and doors in mahogany.

Fore peak

Separated from shower compartment by a door.
 Two extra berths.
 Plenty of stowage space for sails.

Forward W.C. compartment

Large W.C. compartment with full standing room and separate shower compartment. The shower compartment is in laminated plastic throughout, with the floor shaped as a shower tub. Teak grating over the drain.
 Large recessed porcelain washbasin.
 Mixer for hot and cold water under pressure.
 Separate mixer with thermostat for shower compartment.
 Mirror and 12 V electric socket.
 Large lower cupboard.
 Dorado ventilators.
 2 ceiling lights.

Fore cabin

Separated from the saloon by a door.
 Spacious full height wardrobe.
 2 wide and comfortable full length berths.
 Stowage space under berths.
 Shelf and reading lamp over each berth.

Saloon

Light and spacious saloon with 195 cm full standing height.
 L-shaped settee to port, length 220 cm.
 Straight settee to starboard, length 220 cm.
 Berth to starboard, length 220 cm.
 Back rests swing up to reveal large storage areas. With the back rests up the berths are extremely wide and comfortable.
 Separate bed lamp over each berth. Brass reading lamps.
 Bookshelves and cupboards to port.
 Large locker under the whole of the starboard settee, smaller locker in the angle of the port settee.
 Ceiling lights.
 Large table with drop leaf and locker for bottles under the table top.

Navigation area

Large navigation table facing forward.
 Table with leaf that can be raised and drawer for charts.
 Stowage for charts under the deck-head.
 Bookshelves.
 Cupboard with shelves.
 Drawers.
 Chart lamp.
 Large free area for individual instrumentation.

Galley

L-shaped galley separated by a half height bulkhead from the saloon.
 The galley is centrally located in the boat, but allows free passage between the cockpit and the saloon.
 (1100 litres) abt. 253 Imp. gals integrated water tank beneath the floor.
 Two stainless steel sinks, mixer tap for hot and cold pressurized water and mechanical foot pump for fresh water.
 Twin-burner gas cooker with oven, mounted on gimbals.
 Permanent gas line with shut-off valve and leak-detector between the cooker and the gas bottle stowed in the forward anchor locker.
 Shelf above cooker, with good stowage.
 Large working surfaces covered in easily cleaned and hard wearing laminate.
 Well insulated ice box, volume 170 litres cc.
 Storing space for provisions behind the sink unit.
 Cupboard with racks for plates, cups and glasses.
 Lower cupboard for cooking utensils, etc.
 Waste-bag holder on inside of door.
 Drawers for cutlery, etc.
 Carving board with crumb collector.
 2 lamps.
 Opening port.

Fresh water system

1100 litres water tank under flooring, directly above the keel but fitted with inspection cover for cleaning purposes.
 Pressurized hot and cold water system.
 Water heater based on the cooling system for the engine.
 Standby mechanical pump in galley.

Aft cabin

Full standing height.
 Separated from the saloon by a door.
 Headroom throughout when seated.

Large wardrobe and separate linen cupboard with wire baskets in passage.
 Curved settee to port.
 2 wide berths with storage space under them.
 Cupboards above the berths aft.
 Reading lamps.
 4 ports, 2 opening.
 Deckhatch which also serves as emergency exit.

Aft W.C. compartment

Entrance direct from aft cabin.
 Large W.C. compartment with full standing room and separate shower compartment. The shower compartment is in laminated plastic throughout with the floor shaped as a shower tub. Teak grating over the drain.
 Large recessed porcelain washbasin.
 Mixer for hot and cold water under pressure.
 Separate mixer with thermostat for shower compartment.
 Mirror and 12 V electric socket.
 Large lower cupboard.
 Large draining lockers for oilskins behind W.C. and shower compartment.
 Opening port.
 2 ceiling lights.

Equipment

Internationally approved navigation lights.
 Toughened glass windscreen with aluminium frame.
 Sprayhood from the upper edge of the wind-screen with strong alloy frame.
 Sprayhood extension covering the whole cockpit.
 10 ports in hull, 4 opening.
 All ports are of 9 mm acryl glass in aluminium frames.
 Compass with light.
 Electric bilge pump and double-action manual bilge pump.
 Bruce anchor 30 kg.
 Convenient bathing and safety ladder mounted on the transom. The ladder extends approx 20 cm down into water.
 Stock anchor 23 kg, 3 m chain and 42 m anchor line.
 6 mooring ropes, 10 m.
 6 fenders 9" with lines.
 2 fire extinguishers.
 Flag staff and boat hook.
 Vindex vane.

Ventilation

Fore peak: opening deckhatch and Telfa ventilator.
 Forward W.C. Compartment: Dorado ventilator.
 Fore cabin: 2 opening deckhatches with Telfa ventilators.
 Saloon: 2 opening deckhatches, opening port in the galley. 2 Dorado ventilators. Louvred companion hatch cover.
 Aft cabin: opening deckhatch with Telfa ventilator and 2 opening ports.
 Aft W.C. Compartment: opening port and deckhatch with Telfa ventilator.

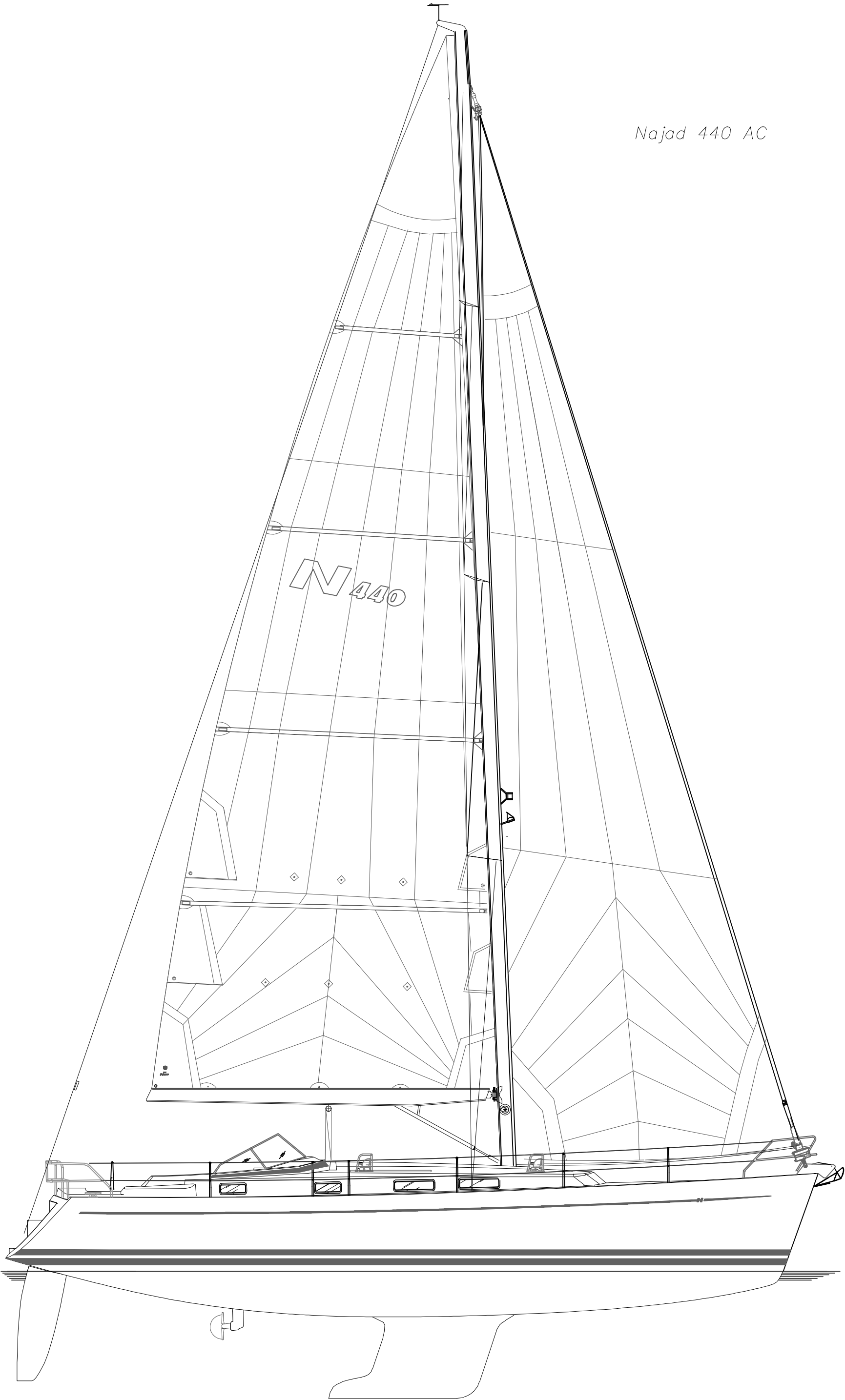
Extra equipment

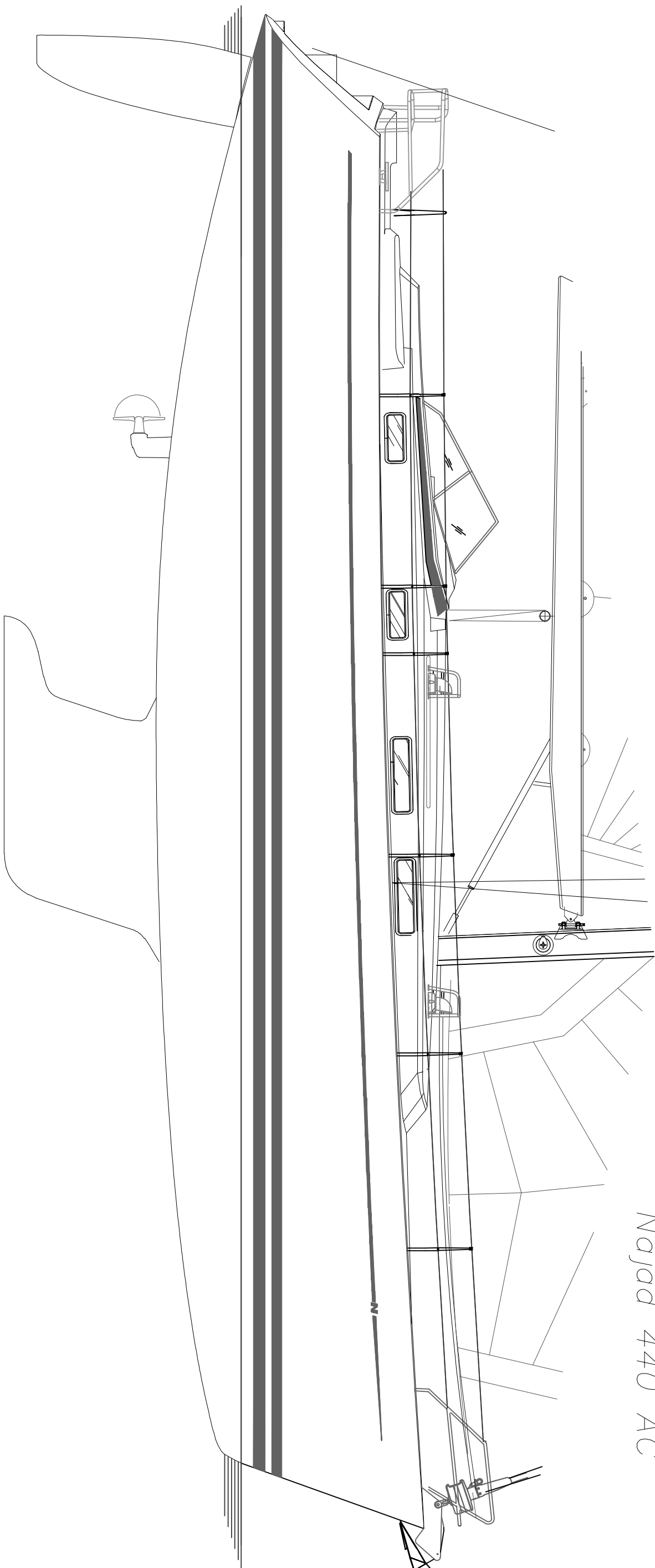
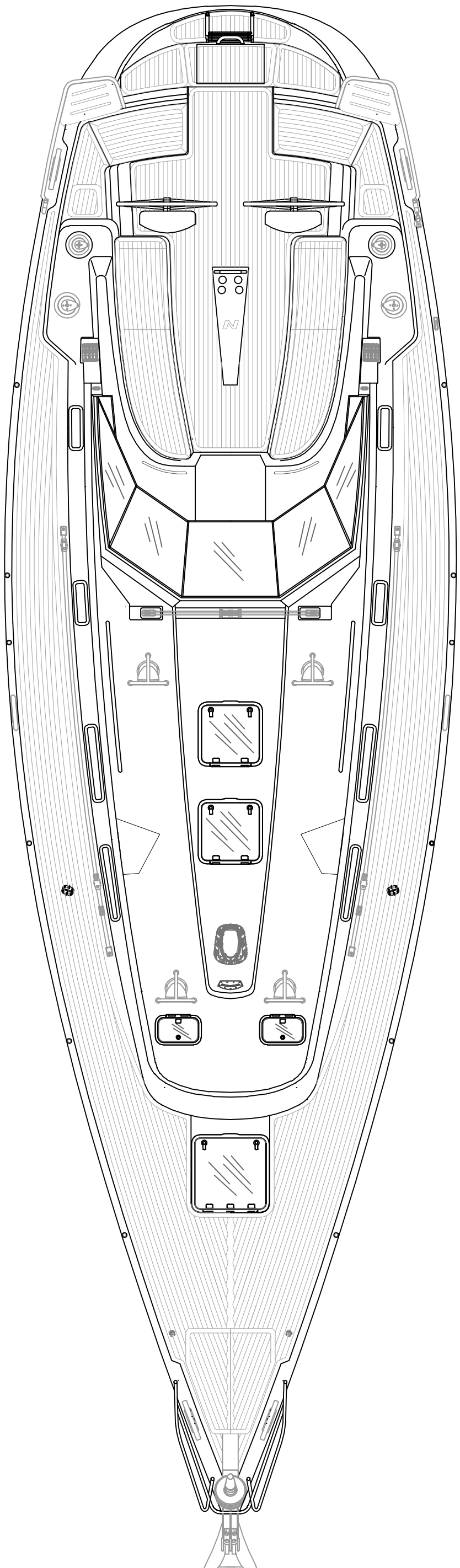
The foregoing specification comprises the standard fittings for the Najad 440.
 For additional equipment please refer to a separate list of accessories.

The Najad Range of yachts.

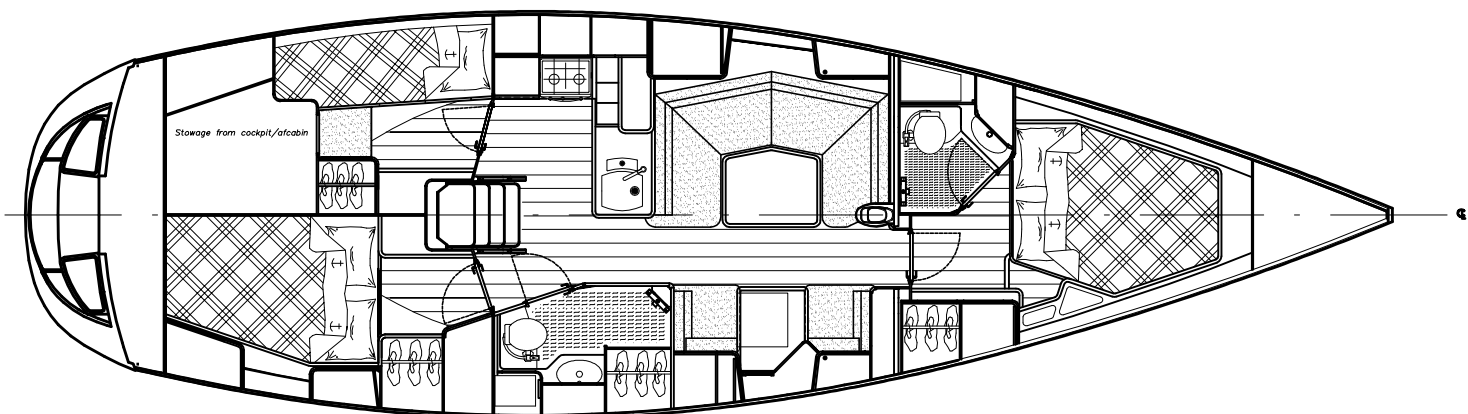
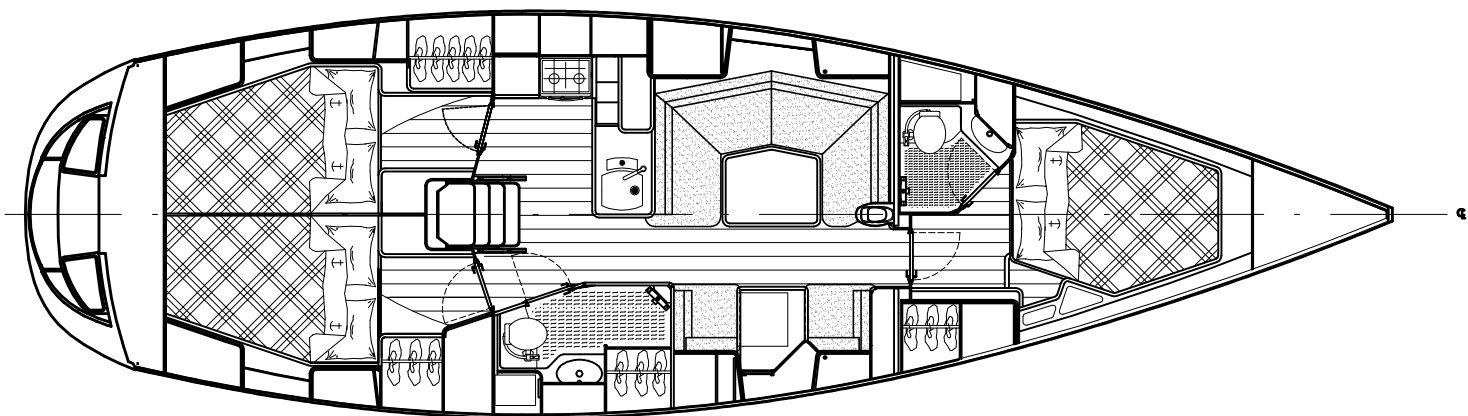
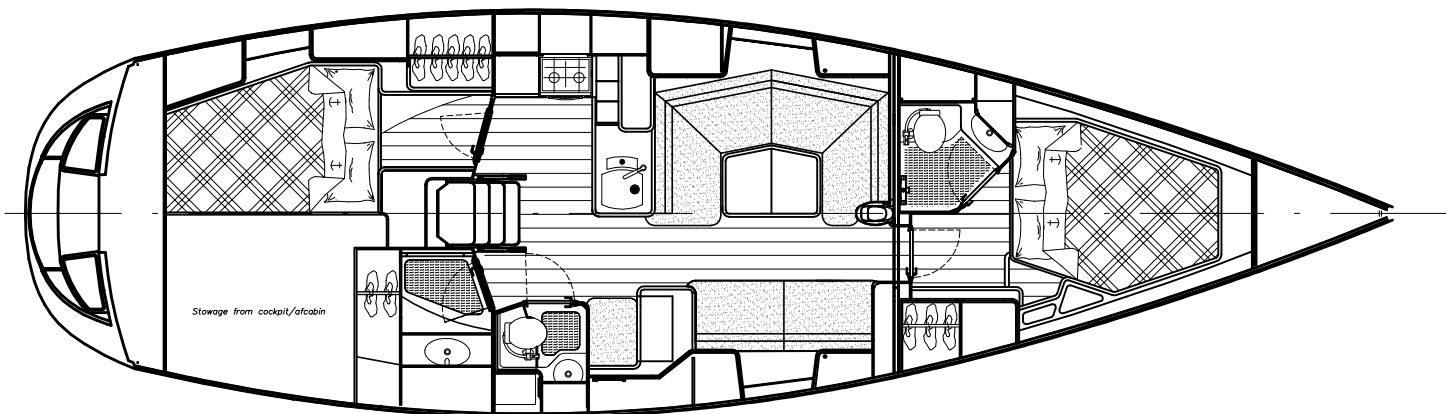


Najad 440 AC

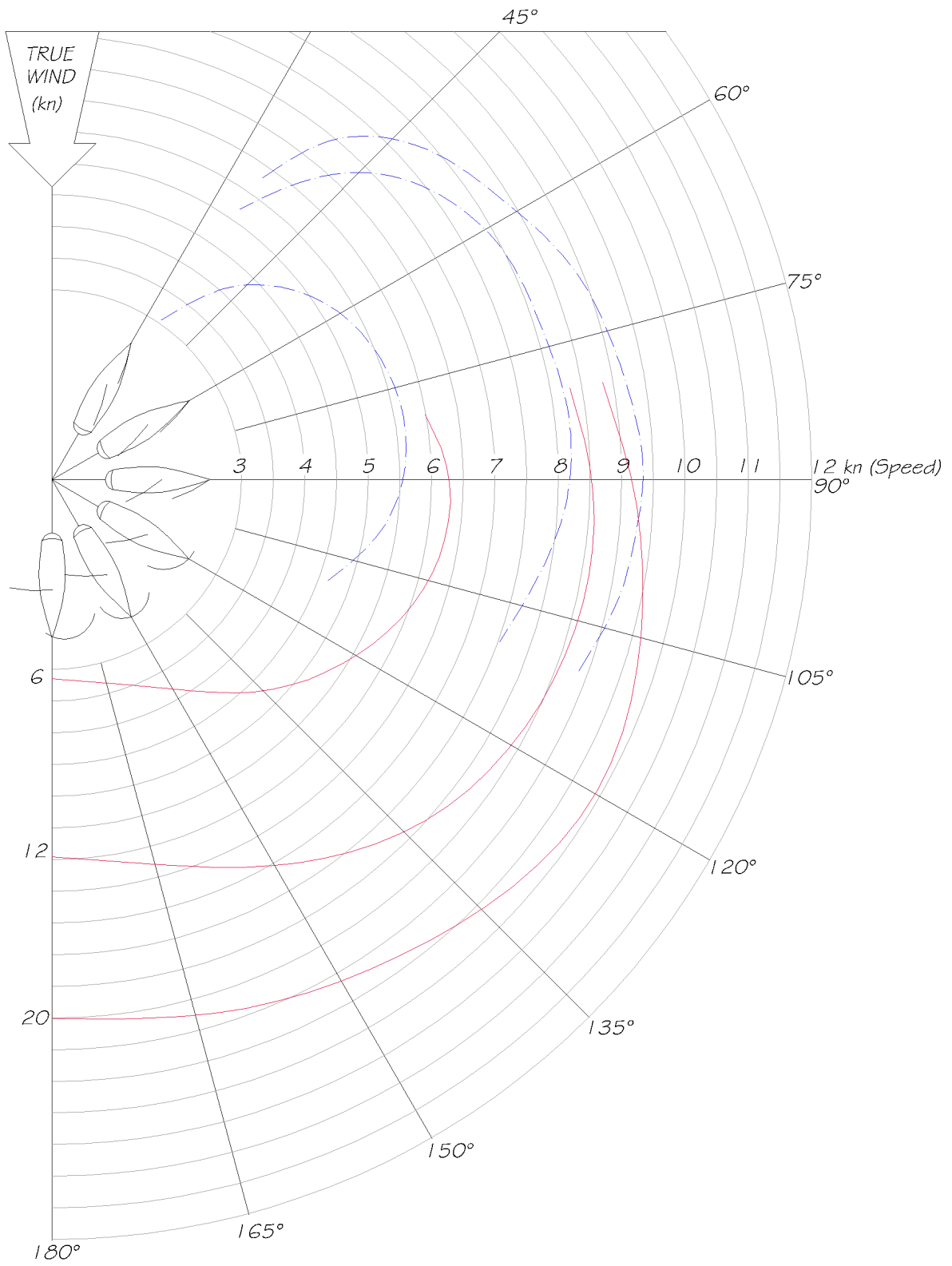




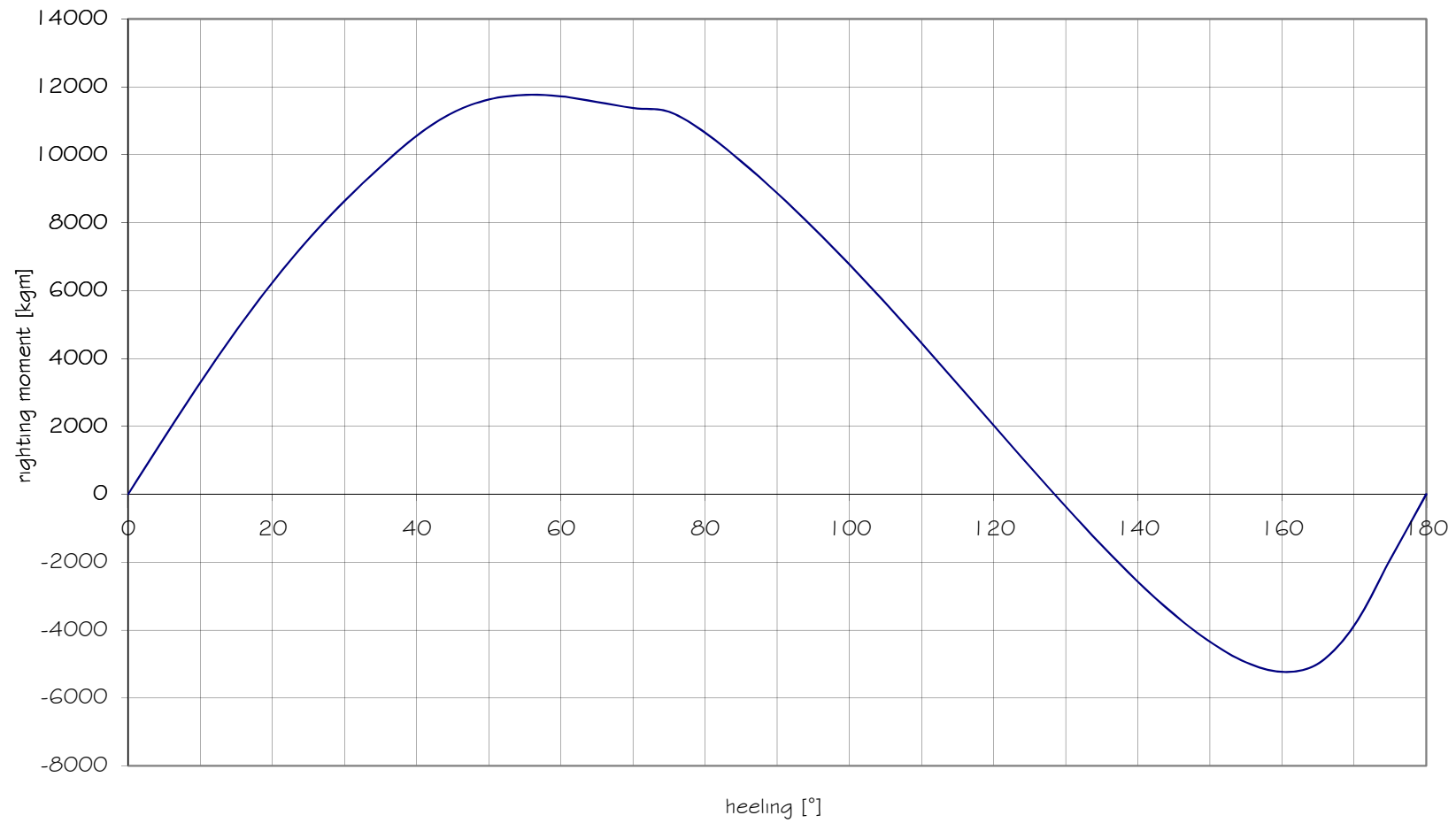
Najad 440 AC



Najad 440 AC



Najad 440 AC



judel/vrolijk & co



DET BÄSTA HOS EN NAJAD KAN DU INTE SE.

Att däckets är lagt av de skickligaste bland båtbyggare kan du se redan på bilden. Att sittbrunnen är stor och skyddad likaså.

Att hela inredningen är gjord i utvald sammetslen mahogny och boendekomforten något utöver det vanliga, märker du så fort du kommer ner under däck.

Men för att upptäcka varför Najaderna placerar sig så bra i de stora seglingarna måste du ut på havet.

Kontakta oss så skall vi försöka ordna en provsegling.

Jag vill veta mer om Najad, modell: _____

Namn: _____

Adress: _____

Postadress: _____

Telefon (kontorstid): _____

På Kryss 3-88

NAJAD



NAJAD 320 NAJAD 343 NAJAD 360 NAJAD 390 NAJAD 440



Den här boken belyser de viktigaste aspekterna på segling. På bilden ligger boken utställd i en butik. Här finns också glassar och server för varmt kaffe.

MÅNGA DUKTIGA SEGLARE HAR BARA SETT HENNE AKTERIFRÅN.

De vet kanske inte att hela inredningen är gjord i utvald, sammetslen mahogny. Att däckat är lagt för hand av de skickligaste bland båtbyggare. Att pentryt kan göra en mästarkock salig.

De anar nog inte heller att besättningen som bor akterut har en egen rejäl dusch, och de som bor i fören en annan. De kanske inte ens vet att

hon har en lång kraftig köl, bogpropeller och en sittbrunn där man har det torrt och tryggt även när det piper i som mest.

Däremot vet de kanske att hon förra året vann sin klass i Själland Runt. Seglade ifrån sina klasskamrater i Gotland Runt, och kom bland de allra främsta i Tjörn Runts stora klass.

Den 27-28 augusti har vi "Öppet varv". Då ligger alla våra båtar vid bryggorna i Henån och bara väntar på att du skall gå ombord och titta. Eller ut till sjöss om du vill provsegla.

Hjärtligt välkommen.



Najadvarvet AB, 440 90 Henån. Tel 0304-310 70. Telefax 0304-511 79.

- ☐ Jag vill provsegla Najad den 27-28 augusti i Henån
☐ Jag vill veta mer om Najad, modell:

Namn:

Adress:

Postadress:

Telefon (kontorstid):



Grafik & Foto: Mikael



Den här båten kappseglade vi några gånger förra sommaren. Framgångarna överstämde många. På bilden ligger hon utanför vårt kontor. Här finns också gästplatser och service för varvets kunder.

MÅNGA DUKTIGA SEGLARE HAR BARA SETT HENNE AKTERIFRÅN.

De vet kanske inte att hela inredningen är gjord i utvald, sammetslen mahogny. Att däckat är lagt för hand av de skickligaste bland båtbyggare. Att pentryt kan göra en mästarkock salig.

De anar nog inte heller att besättningen som bor akterut har en egen rejäl dusch, och de som bor i fören en annan. De kanske inte ens vet att

hon har en lång kraftig köl, bogpropeller och en sittbrunn där man har det torrt och tryggt även när det piper i som mest.

Däremot vet de kanske att hon förra året vann sin klass i Sjöland Runt. Seglade ifrån sina klasskamrater i Gotland Runt, och kom bland de allra främsta i Tjörn Runts stora klass.

Den 27-28 augusti har vi "Öppet varv". Då ligger alla våra båtar vid bryggorna i Henån och bara väntar på att du skall gå ombord och titta. Eller ut till sjöss om du vill provsegla.

Hjärtligt välkommen.

NAJAD

Najadvarvet AB, 440 90 Henån. Tel 0304-310 70. Telefax 0304-311 79.

☐ Jag vill provsegla Najad den 27-28 augusti i Henån

☐ Jag vill veta mer om Najad, modell:

Namn _____

Adress _____

Postadress _____

Telefon (kontorstid) _____

